

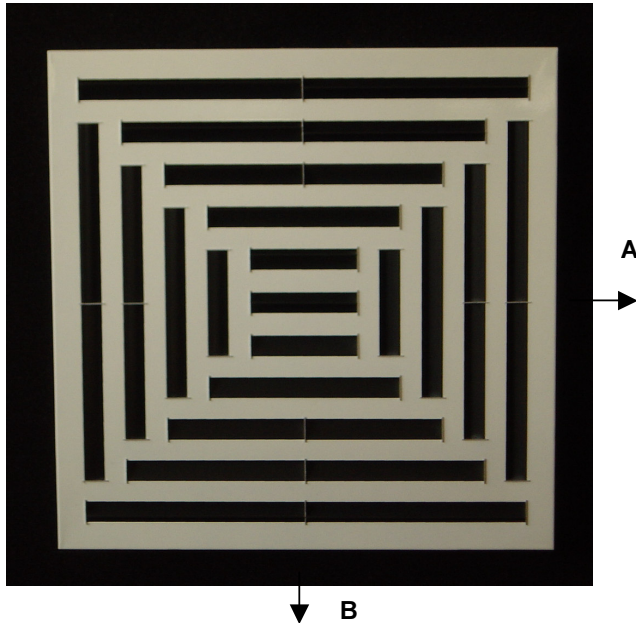


AEROGRAMMI

DESIGN - MANUFACTURING OF DIFFUSERS
AND SPECIAL PARTS FOR VENTILATION

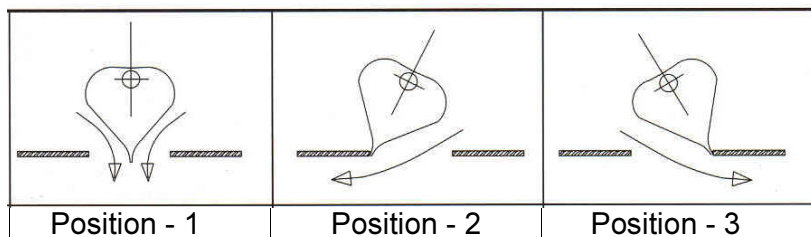
GR-O4-600

4-DIRECTION CEILING DIFFUSER



Ceiling diffuser with air discharge in four directions and individually manually adjustable blades (see Drawing - 1). Outside dimensions: 596mmX596mm makes it ideal for installation in false ceilings. Front plate made by sheet steel painted white RAL 9010 (standard) or other RAL (optional) or by anodized aluminum in natural color (optional). Blades made by plastic black RAL 9005 (standard) or white RAL 9010 (optional) or made by aluminum painted in RAL color (optional). The air flow in side "A" is approximately the 20% of the total and in the side "B" is approximately the 30% of the total. The aerodynamic shape of the blades ensures that we will not have change in sound power level or pressure drop if we change the position of the blades.

The ceiling diffuser GR-O4-600 can be used for both heating and cooling purposes. When we have heating we put the blades in the position -1 (Drawing -1) to have vertical air discharge. When we have cooling we put the blades in the position - 2 or 3 to have horizontal air discharge.



Drawing - 1

Except of the standard suspension in false ceiling (see page 2) it is possible the fixing with four screws in the two sides of the diffuser as optional.



EN 45012 Accredited



QMSCERT
ISO 9001 Certified Quality System

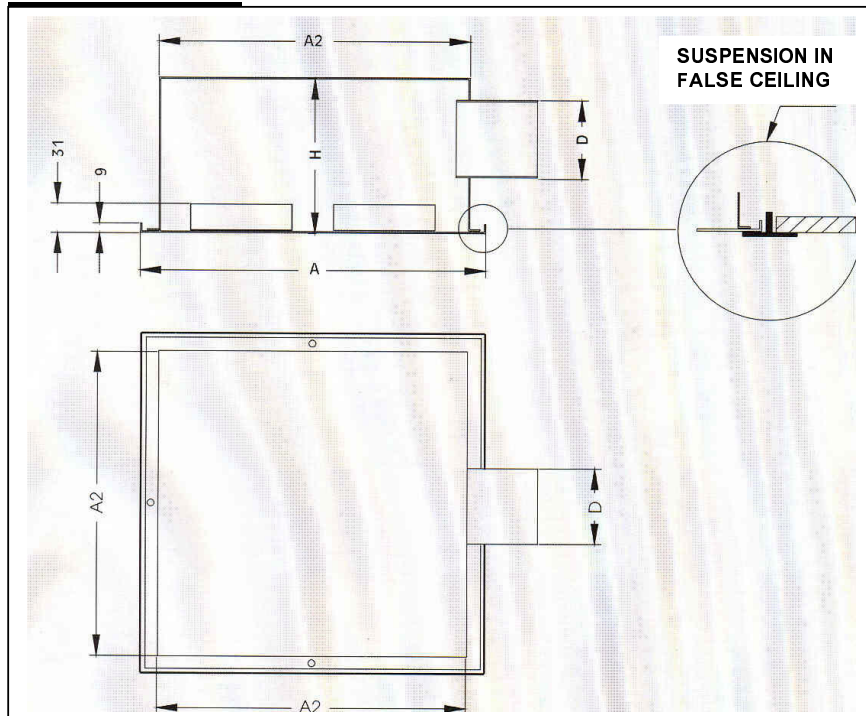




AEROGRAMMI

DESIGN - MANUFACTURING OF DIFFUSERS
AND SPECIAL PARTS FOR VENTILATION

DIMENSIONS:



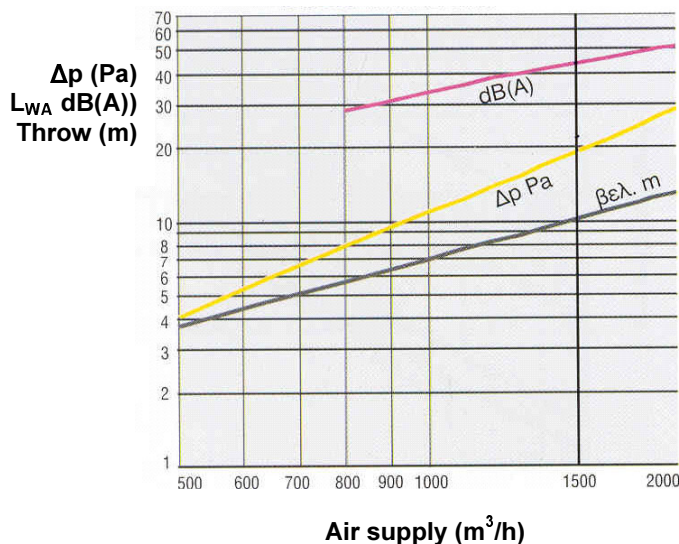
In the side drawing you can see the major dimensions of the GR-O4-600 and his plenum box. In the table below you can read the values of these dimensions.

| DIMENSION | VALUE (mm) |
|-----------|------------|
| A | 596 |
| A2 | 555 |
| H | 350 |
| D | Φ250 |

The GR-O4 is available also in dimensions 300, 400 and 500 with front plate in the nominal size or 596X596 mm (-A edition).

TECHNICAL DATA:

The advanced design of the GR-O4-600 allows the use for both heating and cooling conditions and for heights up to 5m with low sound power level and pressure drop.



WAY OF ORDER:

For the order of the GR-O4-600 we use a string of letters and numbers according this sequence:

GR-O4-600-RAL X1 or **(ALU)-RAL X2-(4S)**

X1: RAL color code of the front plate

X2: RAL color of the blades

ALU: Front plate made of anodized aluminum not painted (optional)

4S: Fixing with four screws (optional)



EN 45012 Accredited



QMSCERT
ISO 9001 Certified Quality System

